

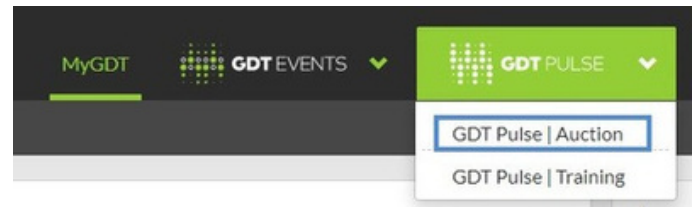
READ THIS GUIDE TO UNDERSTAND:

- How to log in to the GDT Pulse Auction Website
- Where to access GDT Pulse pre-auction supply information
- Key differences between GDT Events and GDT Pulse
- How to get help during a GDT Pulse Auction
- Training resources available

HOW TO LOG IN TO THE GDT PULSE AUCTION WEBSITE

Log in via MyGDT, the home for all GDT services.

- From www.globaldairytrade.info, click on 'Login to MyGDT'
- Log in using your own individual MyGDT login (email address) and password
- You do not need a different login or password
- Hover over GDT Pulse, and two options will appear
- Click on [GDT Pulse | Auction](#) to go to the live Auction Website, which will open 48 hours before a GDT Pulse Auction



The Auction Website is open 48 hours before each GDT Pulse Auction. You can view pre-auction information and submit auto-bids during this time.

When the GDT Pulse Auction starts, you can submit manual bids.

WHERE TO ACCESS GDT PULSE PRE-AUCTION SUPPLY INFORMATION

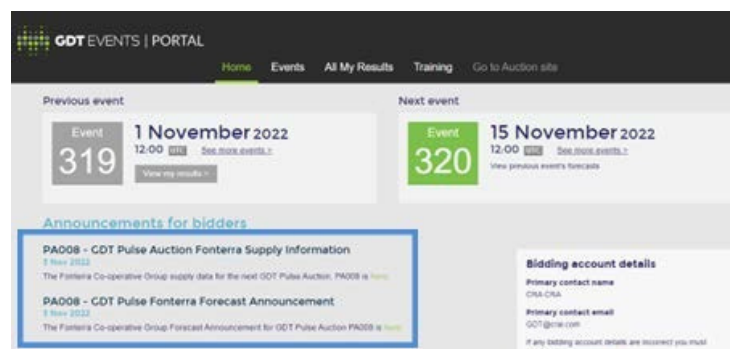
GDT Pulse pre-auction supply and forecast information will be posted as a bidder announcement on the homepage of the [GDT Events Bidder Portal](#) four days before each GDT Pulse Auction.

Log in via MyGDT, the home for all GDT services.

- From www.globaldairytrade.info, click on 'Login to MyGDT'
- Log in using your own individual MyGDT login (email address) and password
- Hover over GDT Events, and three options will appear
- Click on [GDT Events | Portal](#) to access the Bidder Portal
- Under Announcements for bidders you will find a link to view the latest GDT Pulse Pre-Auction Supply Information.



Here is an example of a GDT Pulse announcement in the GDT Events Bidder Portal:



KEY DIFFERENCES BETWEEN GDT EVENTS & GDT PULSE

ITEM	GDT EVENTS	GDT PULSE
Frequency	Twice-monthly (1 st and 3 rd Tuesday)	Weekly between GDT Events
Auction Start Time	12:00 UTC	12:00 UTC
Bidding Rounds	12 - 16 rounds of up to 5 minutes 5 minute End of Round periods	5 - 15 rounds of up to 1 minute 45 second End of Round periods
Bidding Options	~100 Offerings Contract Periods 1-6 10 Sellers	6 offerings Contract Period 2 2 Sellers (Fonterra & Arla Foods)
Average Duration	2 hours, 15 minutes	10-15 minutes
Published Prices	GDT & NZX Websites Live data on GDT Insight	GDT Website

Example display of GDT Pulse Auction Website:

Auction website functionality remains the same across the two service lines, but your General Settings can be customised for each.

For the first GDT Pulse Auction, user settings will be copied over from GDT Events (i.e., Copy Bid settings). From that point on, any changes users make in GDT Pulse will only be applied to GDT Pulse and any changes in GDT Events will only be applied to GDT Events.

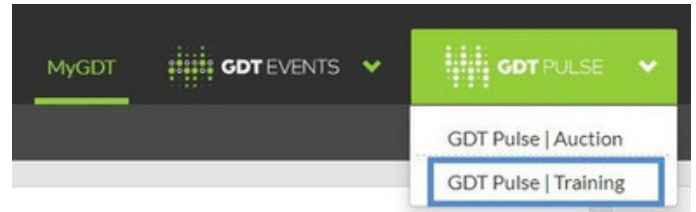
HOW TO GET HELP DURING A GDT PULSE AUCTION

Due to the shorter auction duration, there is no GDT Helpdesk phone line available. Please email GDT at gdpulse@globaldairytrade.info for help before or after a live GDT Pulse Auction.

GDT PULSE TRAINING RESOURCES AVAILABLE

All the GDT Pulse training materials are available on the GDT Pulse Training Resources page.

Log into MyGDT, go to the GDT Pulse tab and select 'Training' from the drop-down to learn more about the GDT Pulse trial and how to participate in a GDT Pulse Auction.



For detailed information on MyGDT, the Bidder Portal and Auction Website functionality, please refer to the [GDT Events Training Resources Page](#).

GDT CONTACT DETAILS FOR ASSISTANCE AND MORE INFORMATION

GDT has a dedicated GDT Pulse team that can be contacted via email at gdpulse@globaldairytrade.info. Please save this email address to your address book to ensure you receive important communications and assistance when required.

FOR MORE INFORMATION

Refer to the GDT Pulse Training Resources page or email us at gdpulse@globaldairytrade.info

